

POWER SHOVEL™

38361

1800 POWER CURVE®

38381

PERFORMANCE		
THROW DISTANCE*	Up to 20' (6 m)	» Up to 30' (9 m)
CLEARING WIDTH	12" (31 cm)	» 18" (46 cm)
ROTOR STYLE	Power Curve® Rotor	Power Curve Rotor
SNOW CUT DEPTH (1 PASS)	6" (15 cm)	12" (31 cm)
ENGINE		
AMPS	7.5 Amp	» 15 Amp
USER-FRIENDLY FEATURES		
DEFLECTOR	N/A	Zip Deflector
CHUTE CONTROL	N/A	» Quick Lever (180° Rotation)
IDEAL FOR	Sidewalks and walkways Driveways that can park up to two cars 2-4" (5-10 cm) of snow at a time	Sidewalks and walkways Driveways that can park up to four cars 2-6" (5-15 cm) of snow at a time
WEIGHT	13.5 lbs. (6.1 kg)	25 lbs. (11.3 kg)
WARRANTY**	2-Year Full	2-Year Full

» = Enhanced or Step-up feature

**TELESCOPING HANDLE**

Height adjustment of 6" (15 cm) to fit any user.

**EASY-TO-USE CONTROLS**

Intuitive operation with either hand.

**QUICK LEVER**

Aim snow on-the-go with no cranking necessary.

**ADJUSTABLE HANDLE**

Sliding and rotating adjustments to offer supreme control and comfort.

**ZIP DEFLECTOR**


Unique locking-style deflector to consistently throw snow where you want it.

**MAXIMUM POWER**

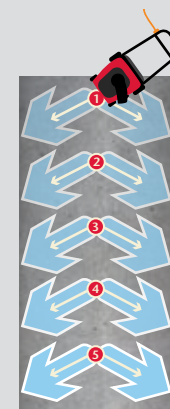
Offering a leading power-to-width ratio† to clear more snow in less time.

PRODUCTIVITY TIP**HOW TO MINIMIZE CORD HASSLE**

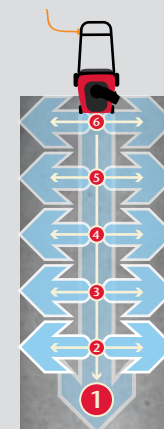
To avoid frustrating tangles and cord damage, follow one of the patterns below to minimize cord disturbance while blowing snow with your Toro electric snowblower.

**VACUUM PATTERN**

Start at the top corner of driveway and go forward and back in 3' - 5' (1 m - 1.5 m) sections, similar to how you would use a vacuum cleaner. Repeat until you reach the end of driveway.

**DIAGONAL PATTERN**

Start in the middle of driveway and proceed 3' - 5' (1 m - 1.5 m) ahead diagonally to edge of driveway. Pull straight back and do same angle on opposite side of driveway. Repeat until you reach end of driveway.

**MID-POINT PATTERN**

Start by clearing a row down the center of your driveway. Work your way back up the driveway by clearing from the center to each edge. Repeat until you reach the top of driveway.